

MONTHLY MEMBERSHIP PROGRESS REPORT

District 13 OH4

Results as of: 8/31/2019

GMT:

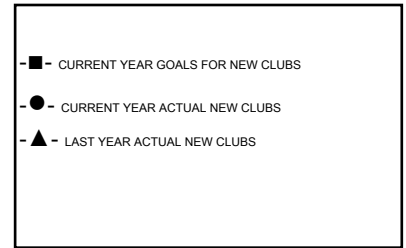
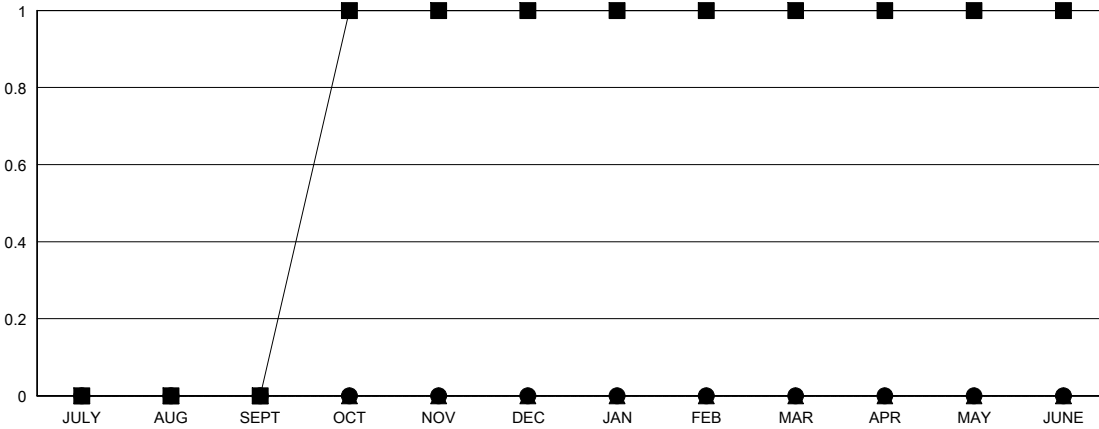
LOCATION OHIO

GMT CA

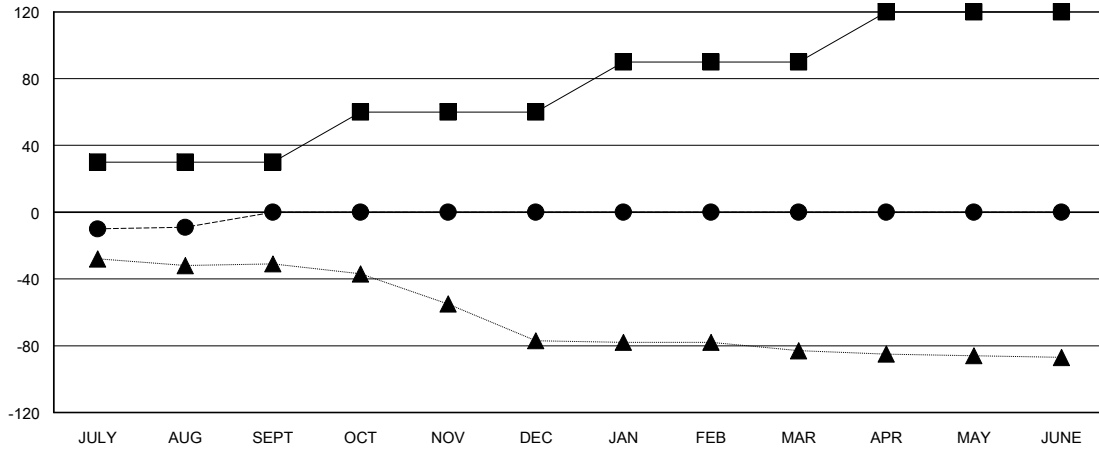
Clubs			
RESULTS FOR 2019-2020			
QUARTER	NEW CLUB GOAL	NEW CLUBS	DROPPED CLUBS
JULY/AUG/SEPT	0	0	0
OCT/NOV/DEC	1	0	0
JAN/FEB/MAR	0	0	0
APR/MAY/JUNE	0	0	0

Members			
RESULTS FOR 2019-2020			
QUARTER	MEMBER GROWTH NET GOAL	MEMBER GROWTH ACTUAL	DROPPED MEMBERS ACTUAL (including transfers)
JULY/AUG/SEPT	30	18	24
OCT/NOV/DEC	30	0	0
JAN/FEB/MAR	30	0	0
APR/MAY/JUNE	30	0	0

GOALS AND ACTUAL NEW CLUBS CUMULATIVE



GOALS AND ACTUAL MEMBERS CUMULATIVE



DROPPED CLUBS: 0	12 CLUBS OF 56 ADDED 1 OR MORE NEW MEMBERS	<u>GENDER DISTRIBUTION</u>
		MALE 1,009 (65.99%)
		FEMALE 520 (34.01%)
<u>DROPPED MEMBERS</u>	CLICK HERE FOR CUMULATIVE MEMBERSHIP DATA	TOTAL FAMILY UNIT MEMBERS 257
DECEASED 0		FAMILY MEMBERS PAYING HALF DUES 132
CLUB CANCELLED 0		
OTHER 24		
TOTAL 24		